

# FLAT CLINCH

MAX

## Heavy Duty Electronic Stapler

# EH-70FII

Quiet Motor Driven Mechanism



**70**  
Sheets



No.70FE



FLAT  
CLINCH



5000  
STAPLES




Quick  
Loading



Stapling Depth  
1/8"~3/4"



Speed  
2 staples  
/sec



Conventional Clinch

Flat Clinch




Flat Clinch staple closes flat, papers stack neatly and evenly.

# Professional quality stapling for everyone.

## Side-by-side Flat Clinch mechanism

can staple from **2 to 70 sheets** (64gsm) without changing staple.



## Easy loading, 5,000 staple cartridge

provides **5,000 times** continuous stapling for your heavy duty requirement.




### NEW Additional safety structure

Metal frame Finger Guard and restricted access to interlock improve safety, and comply with IEC62368-1

## "Auto" or "Manual" Selectable stapling mode

**NEW QR code** enables you to access the Product manual easily.

**LED status lamp** notifies you when it is time to load staples.



\*QR Code is registered trademark of DENSO WAVE INCORPORATED.

## Adjustable stapling depth

for ideal stapling position.

Auto: 1/4" to 3/4" / Manual: 1/8" to 3/4"



## Clear case

helps you see the actual stapling position clearly.

## Unique paper guide

allows for convenient corner stapling (45 degree).

## NEW 4 points rubber grips

help stabilize the stapler for best stapling performance.

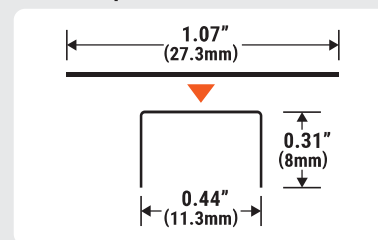


### Specification

Model name	EH-70F II
Capacity	2-70 sheets (64gsm)
Stapling speed	2 staples per second
Throat depth	Auto stapling; 1/4" to 3/4" (6-18mm) Manual stapling; 1/8" to 3/4" (3-18mm)
Dimensions	D 9" x W 4-1/2" x H 4-1/2" D 229 x W 113 x H 113 (mm)
Weight	3.3lb (1.5kg)
Power source	DC24V, 2.1A Use only specified AC adapter (AC100-240V, 50-60HZ) appended to machine.
Usable staple	MAX No.70FE Staple Cartridge

## MAX STAPLE No.70FE

Actual staple size



The specifications and design will be subject to change without advance notice due to our continuous efforts to improve the quality.



**MAX CO., LTD.**

6-6, NIHONBASHI, HAKOZAKI-CHO, CHUO-KU, TOKYO, JAPAN  
PHONE: 81-3-3669-8131 FAX: 81-3-3669-7104  
Web: <https://wis.max-ltd.co.jp/int/>

Dealer